

Product Code 942005



Calista Ever Clear **Resists 99+ Stains*** to keep your walls clean & beautiful

PRODUCT FEATURES AND BENEFITS#



Washability

Outstanding



99+ Stain Resistance*

Resists 99+ household stains to maintain the beauty of your walls.



Long Lasting Shine*

Sustains the smooth and shine finish to keep your walls beautiful.



Water Repellence

Protects your walls from water stains.



Other Features

1. Anti Fungal & Anti Bacterial
2. Spatter Resistance
3. Superior Smoothness*
4. Superior Opacity*
5. Low VOC & Odour
6. Easy & Fast Application
7. Roller Friendly Paint

*as per internal test method and conditions

PRODUCT DETAILS



SHINE FINISH

COVERAGE

Only on non-porous surface with correct surface preparation using WB/ST primers and with correct deposition.



120-140 sq ft/L for 2 coats*

*Actual coverage may change from the mentioned coverage depending on the method of application and surface condition.

AVAILABLE PACKS




AVAILABLE BASES

White, Pastel, Clear, Mid Tone, Yellow, and Red.

PROCESS TO APPLY (PRE-PAINTING STEPS)

Plaster



New masonry surfaces must be allowed to cure completely. The recommended curing period is 28 days for new masonry surfaces while ensuring that they are water cured on a daily basis.

Dampness



The maximum moisture content for any surface that is to be painted should be between 12-14%. Post checking for dampness, appropriate treatment of the damp surface should be carried out treating the fundamental cause for the dampness.

Cleaning



The surface should be cleaned for any presence of loose paint, dust, or grease. Growth of fungus, algae or moss should be removed by wire brushing and water or by bio-wash. When the underlying surface exhibits chalkiness, please use water curing for some time and then apply a layer of Birla Opus One Pro Smooth Primer before topcoat application.

Cracks



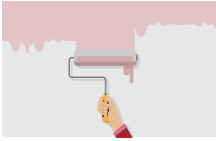
Fill surface cracks of up to 5 mm width & 3 mm depth using Birla Opus Alldry Crack Master, applied as per instructions given in the latest PIS before further steps. Loose plaster, structural cracks, etc. need to be treated as per standard construction practices.

PROCESS TO APPLY (PAINTING STEPS)



Sanding

Allow the freshly plastered surface to cure completely. Remove loose paint, dust/dirt etc. with sandpaper no. 180 and wipe the surface clean.



Primer Application

Apply one coat of Birla Opus Calista Pro White Primer/Calista Pro White Cement ST Primer. The primer should be mixed with water/solvent in the recommended ratio. After the application, ensure a drying time of 6 hours.




Putty Application

Smoothen the surface by filling undulations with 2 coats of Birla Opus One Pro Smooth Putty. Allow it to dry for 4 – 6 hours between successive coats. Apply third coat of putty if required and then sand with sandpaper no. 320, and wipe the surface.



Primer Application


Apply 1 coat of Birla Opus Calista Pro White Primer/Calista Pro White Cement ST Primer and allow it to dry for 4-6 hours. Sand the surface using sand paper no. 400, post which wiping the surface will be required.



Topcoat Application

Use 1L paint mixed with 400-500 ml of water and apply 2-3 coats for optimal results. The time between successive coats should be 4-6 hours.

PROCESS TO APPLY (POST-PAINTING CARE)



- Ensure dry dust cleaning at regular intervals.
- While cleaning, wipe gently without intense pressure.
- Give 2 weeks of drying time post application of paint before wet-cleaning the wall.
- Use 5% detergent solution to clean stains from the wall using a soft cotton cloth or sponge. Stains are best removed within 4 hours.

TECHNICAL INFORMATION

Shelf-Life: 36 months

Drying Time: Surface dry time 30 minutes*
*May vary according to temperature and humidity.

Sheen Levels (at wall): 15-25 at 60 deg GH*
*As per recommended internal test method and conditions.

Volatile organic compound (VOC) level in White and bases <100 gm/l

Flash point IS101/1987 Part 1, Sec 6: Not Applicable

Stability of thinned paint: To be used within 24 hours.

Recoating Time: 4-6 hours after the first coat.

SAFETY ASPECTS

- Do not apply when ambient temperature is below 10°C or might drop to a level below this within 4 hours of application
- Do not apply if humidity > 90%
- Wear dust mask during application, sanding, and cleanup.
- Do not over-thin or over-extend the brush.
- Stir well and strain before use.
- New plaster should be allowed to cure for minimum 28 days.
- Ensure adequate ventilation during application and drying.
- Avoid prolonged or repeated contact with eyes. In case of contact with eyes, rinse immediately with a plenty amount of water, and seek medical advice.
- Refrain from disposing leftover paint down the drain or in water bodies.
- Lead content does not exceed more than 90 parts per million.
- No added Mercury, Chromium, and Arsenic compounds.

#TERMS AND CONDITIONS

Coverage Values

- Surface preparation & painting steps should be followed as recommended in Product Information Sheet (PIS)

99+ Stain Resistance

- According to internal lab stain resistance tests.

Superior Finish Lock

- Against majority** of the players in the same product category, basis internal lab tests.

Superior/Outstanding Washability

- Against majority** of the players in the same product category, basis internal lab tests.

Superior Opacity/Hiding

- Against majority** of the players in the same product category, basis internal lab tests.

Superior Smoothness

- Against majority** of the players in the same product category, basis internal lab tests.

Superior Shine/Long Lasting Shine

- Against majority** of the players in the same product category, basis internal lab tests.

**Majority of the players include the competitor brands which sell within a price range of Rs 300-Rs 350/L

***All the comparison has been made for the respective white base only

For further details, please reach out to our customer care via either of the following methods: Contact number: 1800-120-1234, Email ID: opuscare@adityabirla.com