

BIRLA OPUS COLOUR GUIDE



About Birla Opus

At Birla Opus, we believe colour is the universal language of life itself. This philosophy drives everything we do - creating colours & finishes that empower customers to create spaces that authentically reflect their journey, background, and aspirations.

Spanning across India, we've curated one of the industry's most comprehensive portfolios to serve every vision and surface.

Our collection includes 145+ innovative products, 2,300+ thoughtfully selected shades across paints and finishes, 30+ designer textures that blend global sophistication with India's rich craft heritage, and 15+ wood coatings and enamels that perfect every detail.

As part of the Aditya Birla Group's century-long legacy of trust and innovation, Birla Opus continues to redefine how India experiences colour—whether you're painting your first home or reimagining a beloved space with pride.



Hi,

A home is the stage where life's most precious moments unfold. It's where the ordinary transforms into extraordinary memories.

At Birla Opus, we've discovered that the most profound inspiration always comes from real stories - how people live, love, and create meaning within their homes. This colour guide embodies that philosophy. We are inviting you into four inspiring homes shaped by those who inhabit them.

Within these pages, you'll see how they have woven their personalities, passions, and heritage into every corner of their spaces. From their experiences, we've distilled colour concepts and design philosophies that we hope will spark your own creative vision.

Consider this your creative companion rather than just a colour book. Adapt what speaks to your heart. Fearlessly make it yours - because every home, like every life story, deserves to be beautifully unique.

A big thank you to Ritu, Nilma, Ipsita, and Divya for sharing your inspiring stories & spaces with us.

Cheers!

Srikanth SK
Head of Customer Experience
Birla Opus Paints



Index

MODERN COLONIAL

Step in to Ritu's Goan Villa 06
Home walkthrough & key insights

Must-try looks 10
How to use soft pastel hues

INDIE ECLECTIC

A glimpse into Nilma's Bangalore Abode 28
Home walkthrough & key insights

Must-try looks 32
How to use muted mid-tone shades

URBAN CASUAL

A tour of Ipsita's City Apartment 50
Home walkthrough & key insights

Must-try looks 54
How to use bright vivid hues

ELEVATED INDIAN

Exploring Divya's Mumbai Home 72
Home walkthrough & key insights

Must-try looks 76
How to use deep dark shades

Paint Selection Guide 96
& Colour Index



Ritu Nanda | Goa

Modern Colonial

How it came to life

She didn't set out to design. She set out to root. After years of rented homes, she wanted a place to stay, to hold her history and her people. This Indo-Portuguese villa built in 1914 was a perfect fit for her. The bones of the house remain. She filled it with what already belonged to her and new found pieces along the way. It's practical, poetic, and full of care. Especially in the way it changes, little-by-little, every year.



“My mother always said a lovely home gives your children a sense of being grounded. I think this home has done that. It’s filled with stories, with furniture they’ve grown up around, smells they recognise. It’s not perfect – but it’s warm, familiar, and full of love.”





"There's something about wood — the kind of light it throws, the warmth of it. I've always been drawn to pieces with a story. Even if they're old or worn, they carry a kind of history that makes a space feel lived in."

Key Insights

Styling with Soft Pastel Hues

01

White is a tool, not a default. Use it to refresh, brighten, and restore a space, not just to make it look bigger.

02

Use colour to shape space. In large or tall rooms, paint can help balance scale. A horizontal band of soft colour can make ceilings feel lower and rooms feel more grounded.

03

Start with a focal point. Let one statement piece, like a chandelier, a carpet, or a piece of art guide the colour palette for the room.

04

Paint can be transformative. Even old wood cupboards and carved furniture can be reimaged with wall paint.

05

Maintenance and observation – those are the keys to a good home. Not gloss or perfection. Just care.

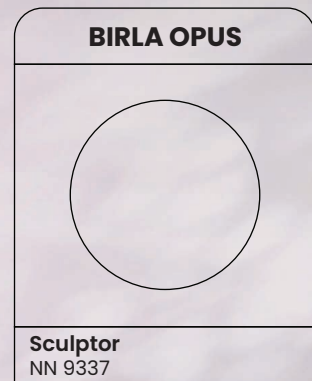
06

Distressed surfaces are clever & practical. Especially in tropical, monsoon-heavy places where nothing stays shiny.




How To Use Soft Pastel Hues

Must-try Looks






BIRLA OPUS



Jasmine offerings
NN 9032



BIRLA OPUS

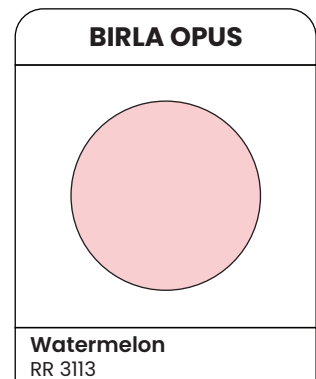


Shining light
NN 9440




Soft Gradient Story

Blend pastel tones into ombre-style bands to evoke depth and softness— perfect for entryway or bedroom.






BIRLA OPUS



Cucumber raita
GG 7129



BIRLA OPUS




Save a story
NN 9496




Two-tone walls

Divide the wall horizontally — pair soft pastels with beige, white or even a deeper neutral below for a chic coastal look.

BIRLA OPUS



In my coracle
WW 0167



Goan fishing boat
BB 5065







BIRLA OPUS


One boiled egg WW 0021

Over her wings NN 9193

BIRLA OPUS

Rice pearls from nani RR 3001

Empty cigar lounge NN 9278



BIRLA OPUS




Green shades
GG 7041






BIRLA OPUS



Himalayan sea salt
NN 9169



BIRLA OPUS




Pearl glow
YR 2041




Natural pairings

Combine pastels with wood tones, rattan, linen, or cane to add warmth.

BIRLA OPUS




Patiala diamonds
WW 0149



Tender jasmine buds
YG 8104




BIRLA OPUS



Steamed bananas
NN 9041



BIRLA OPUS




Flowers for breakfast
NN 9336




The Colour Echo

Repeat one pastel accent (say, a sage green) in three non-obvious spots — objects, cabinets, fabric. It creates harmony without being matchy-matchy.

BIRLA OPUS




Hansel and Gretel
NN 9056



Elegant lies
GG 7137

BIRLA OPUS



Angel cake
RR 3056

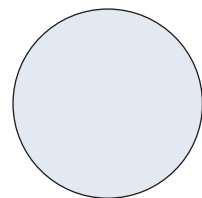





Layer Tones

Use different pastel shades of the same hue (like pale blue & sky blue) across walls, trims, and accents for subtle depth.

BIRLA OPUS



Birdsong follows
BB 5128



Vanilla sky
BB 5024

Walldesign Horizon Hues

This design gives a smooth gradient look in calming blue tones. It's modern, clean, and perfect for creating a fresh, airy look.



Wallpaper Geometric Retreat

Add depth and style with this modern geometric wallpaper. Transform your walls with a sleek, maze-inspired design that pops.

Name : Geometric Retreat

Code : Green / FAB100096



Texture One Timeless Clay


The smooth surface of clay plaster captures the natural beauty of sun-baked clay. Add a touch of enduring elegance to your space.

Name : Clay Plaster
Code : NN 9001






BIRLA OPUS



Drops of sunlight
NN 9048



BIRLA OPUS




Slate pencil
WW 0013



Visualise your space with our Imagine Machine

Ditch the guessing game and see how our paints would look in your space. Upload your picture or choose one from our gallery – its your canvas to explore!



Nilma Dileepen | Bengaluru

Indie Eclectic

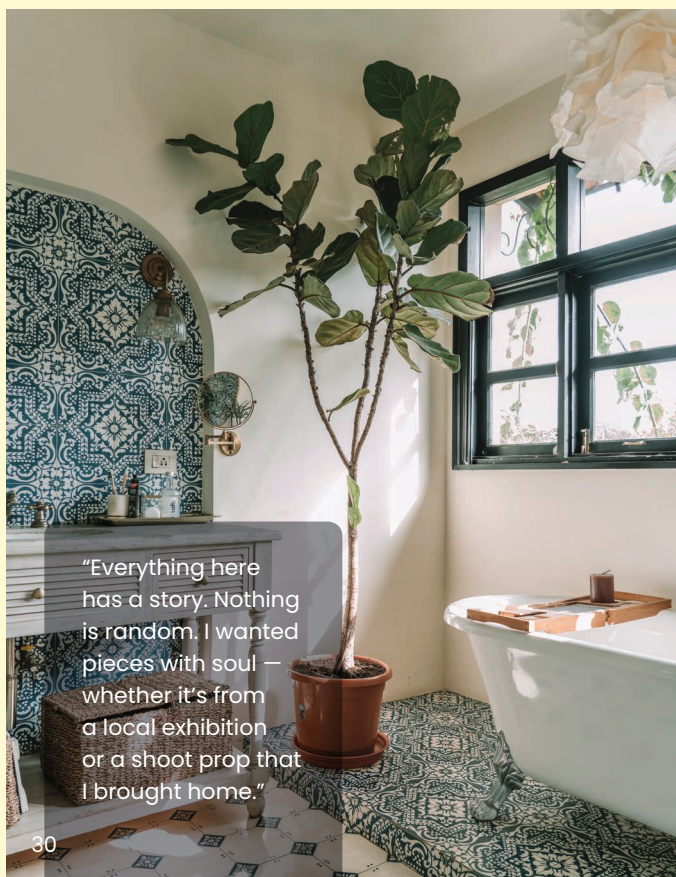
How it came to life

This home, fondly called Nil & Neet, is built around shared choices and quiet confidence. Filled with warmth, texture, and stories from their travels, the home feels layered but not busy, intentional but never stiff. It reflects Nilma and Abhineet's love for earthy materials, soft colours, and pieces collected slowly over time.



“We’ve filled our home with Indian art, but also Spanish lamps, Australian plates, and Bhutanese Thangkas. It all somehow blends — and becomes ours.”





"Everything here has a story. Nothing is random. I wanted pieces with soul — whether it's from a local exhibition or a shoot prop that I brought home."



Key Insights

Styling with Muted Mid-Tone Shades

01

Paint is more forgiving than you think. Try a shade, live with it, and don't be afraid to change your mind.

02

Mix mid-tones with wood, jute rugs, cane furniture or linen bedding to create a grounded, earthy vibe.

03

Mid-tones ground the room. Add colour energy with cushions, objects & art.

04

Collect things slowly and with intention. Let your home reflect your travels, your stories, your memories.

05

A home is a constant work in progress. Paint, repaint or move furniture around. Do what feels right to you.

06


Make comfort the priority. Even the most beautiful design means nothing if it doesn't feel right to sit, nap, or host.



How To Use Muted Mid-Tone Shades

Must-try Looks

BIRLA OPUS




South Bombay summer
BB 5139






BIRLA OPUS



Promenade lovers
NN 9578



BIRLA OPUS




Afternoon brown
NN 9013



Perfect for all walls

Mid-tones are soft enough to use generously on entire rooms, large walls, or even ceilings.

BIRLA OPUS



Old lineage
BB 5012

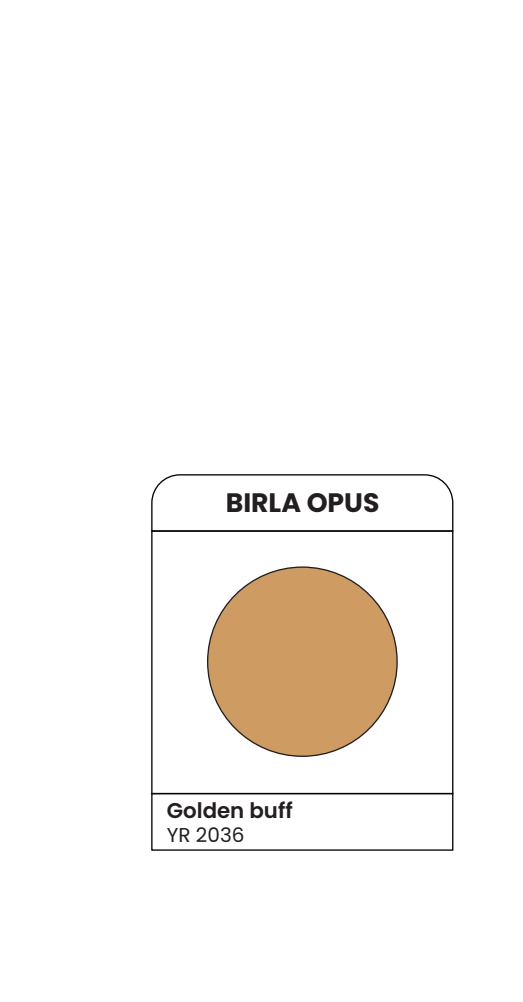





BIRLA OPUS



Walk in the woods
GG 7164




BIRLA OPUS



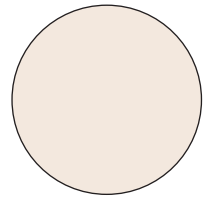
Golden buff
YR 2036



BIRLA OPUS



Catalogue of time
NN 9163




Sea shell white
WW 0043






BIRLA OPUS




A Jataka tale
YR 2207




A chapel in Aldona
YY 1106



BIRLA OPUS



Brine green
YG 8140




Nani's silver
NN 9569



Use mid-tones as neutrals

Treat mid-tones as a rich neutral base. Use sage green like Green Secret GG 7052 or taupe like Principal's Office NN 9083 instead of beige or grey.


BIRLA OPUS



Principal's office
NN 9083




BIRLA OPUS



Green secret
GG 7052



BIRLA OPUS




Fort Kochi
NN 9412




Pick gender-neutral mid-tones

Shades like soft coral, muted mustard, and dusty blue work beautifully for any kid's space — timeless and flexible as they grow. Fresh Sol Kadi RR 3074 or Follow The Sun YY 1123 are great options!

BIRLA OPUS




Old novel
BB 5146



Finely dusted
NN 9011




BIRLA OPUS



Fresh sol kadhi
RR 3074




BIRLA OPUS



Follow the sun
YY 1123



BIRLA OPUS



Lal mitti
YR 2133




Blend into nature

Olive or sandstone work beautifully in balconies or indoor-outdoor areas, echoing natural elements. We recommend Lal Mitti YR 2133 or Garam Masala NN 9045.



BIRLA OPUS




Garam masala
NN 9045




Layering with colour

Create a visually interesting effect by layering colours, which allows for more control over the look and feel of a space. Experiment with gray or beige as a base with mid-tone shades.

BIRLA OPUS



Heaved sigh
NN 9068



Malachite
BG 6188



Wall Design Serene Breeze

Transform your wall with this modern stencil design! Simple yet stylish, and easy to DIY—just paint with the stencil to create big impact in few easy steps.



Wallpaper HERITAGE COLLECTION

Turn any room into a lush escape with this stunning tropical wallpaper. Nature never looked so chic!

Name: Kirra Leaf Navy/Spice
Code: 100032EH





Texture One Timeless Marmorino



Cave Stone - Sculpted by time, unearthed for design. Cave Stones echo the work of water and rock, bringing a touch of rugged elegance to your space.

Name : Cave Stone
Code : NN 9273





BIRLA OPUS	
	
Pebble in a pond YG 8020	
	
Sanganeri sunrise YG 8147	

BIRLA OPUS	
	
Felicity RR 3172	
	
Old money NN 9481	





Shop Swatches Online

Make confident choices without the waste. Our samples, available in every colour, allow you to see how each shade shines in its natural environment.

BIRLA OPUS	
Apartment Hunting NN 9028	Silver Fox NN 9089

Ipsita Bandyopadhyay | Mumbai

Urban Casual

How it came to life

Some colours come and go; this one stayed. That rich green lived in her clothes, her memories, her imagination — until it found a home in her kitchen. The rest of the space followed slowly, shaped by healing and the joy of building something just for herself. It's a home that holds depth, comfort, and a self made stronger through practice.



"Your home doesn't have to impress anyone but you. Collect what you love, not what fits."





"I didn't want built-in, matchy furniture. I wanted pieces I could move, change, or let go of. Things that felt like me, not just a design plan."

Key Insights

Styling with Bright Vivid Hues

01

With bright colours, less is more. Use them in moderation as highlights & pair it with off-whites and beiges.

02

Vivid hues glow in natural light. Use them in sunlit rooms to enhance vibrancy.

03

If you don't feel a personal association with a bold colour, don't commit to it in a permanently. Use it in small elements in decor.

04

Start with a simple shell and let the space evolve with time.

05

Choose fabrics you can replace or reuse. Handloom, upcycled fabrics, and local tailoring make reupholstering easy and affordable.

06

Blend the old with the new-found objects to add your personal touch.




How To Use Bright Vivid Hues

Must-try Looks



BIRLA OPUS




Goldenrod
YR 2002






BIRLA OPUS



Guilty bouquet
RR 3181



BIRLA OPUS




Begonias
RR 3179




Create colour blocking zones

Use colour blocking to define a space — paint a corner in a bold hue to visually zone the room.

BIRLA OPUS





Deep blush
RR 3051





Blond wood
NN 9224



BIRLA OPUS	
	
Lost swans NN 9288	
	
Wish in the breeze PP 4149	




BIRLA OPUS	
	
Yellow warbler YY 1012	
	
Lemon seeds YY 1114	




Add colour in unexpected spots

Try bright hues in tucked-away areas: inside a bookshelf, balcony or the ceiling.

BIRLA OPUS



Ice moon
WW 0177





Tahiti waters
BG 6173



BIRLA OPUS

Extra virgin olive oil YG 8107





BIRLA OPUS

Clear summer sky BB 5066

Blue cheese WW 0179







Hero bright colours

Let one vivid colour be the star. Keep the rest of the palette subdued and mellow. Here we have used a cobalt blue like Turkish Summer BB 5164, emerald green like Just Moved to Goa GG 7006 and ruby red like Aditya RR 3013.

BIRLA OPUS

Casper is friendly WW 0146

Just moved to Goa GG 7006




BIRLA OPUS

Muddy boots NN 9216

Aditya RR 3013


BIRLA OPUS

Midnight supper BB 5201

Turkish summer BB 5164





BIRLA OPUS

City forests GG 7116


BIRLA OPUS



Summertime
YR 2082




BIRLA OPUS



Dried orange peel
RR 3028




BIRLA OPUS



Summer in Leh
BB 5004



BIRLA OPUS



Warm citrus
YR 2028






Get comfortable with your colour

Start with small elements — cushions, a painted chair, art, or rugs. Paint a full wall only if you love the colour!

BIRLA OPUS



Borrowed hope
BG 6003

Wall Design Garden Foliage

Why settle for plain walls? Bring them to life with this beautiful, symmetrical stencil pattern.



Wallpaper Geometric Retrat

Make a bold statement with chevrons! Dynamic blues that bring energy and style to your walls.

Name : Geometric Retreat
Code : FAB100089





Texture One Dream Marble

What's a pearl? A tiny gem inside a shell! Combine the elegance of this gem with the richness of Marmorino plaster with our luxurious texture. Pearl Marmorino's shimmering finish, inspired by metal fusion, adds a touch of opulence and sophistication to any interior.


Name : Pearl Marmorino
Code : NN 9149





BIRLA OPUS

Popcorn flowers WW 0006

Two greeting cards BG 6034





BIRLA OPUS

Tea dipped biscuit YR 2042



Colour Quiz

Take our colour profile quiz and unveil your personality through shades. Whether bold or calm, connect with stunning options that match your preferences.

BIRLA OPUS	
	
Post modern pink RR 3067	Coorg monsoon GG 7062

Divya Thakur | Mumbai

Elevated Indian

How it came to life

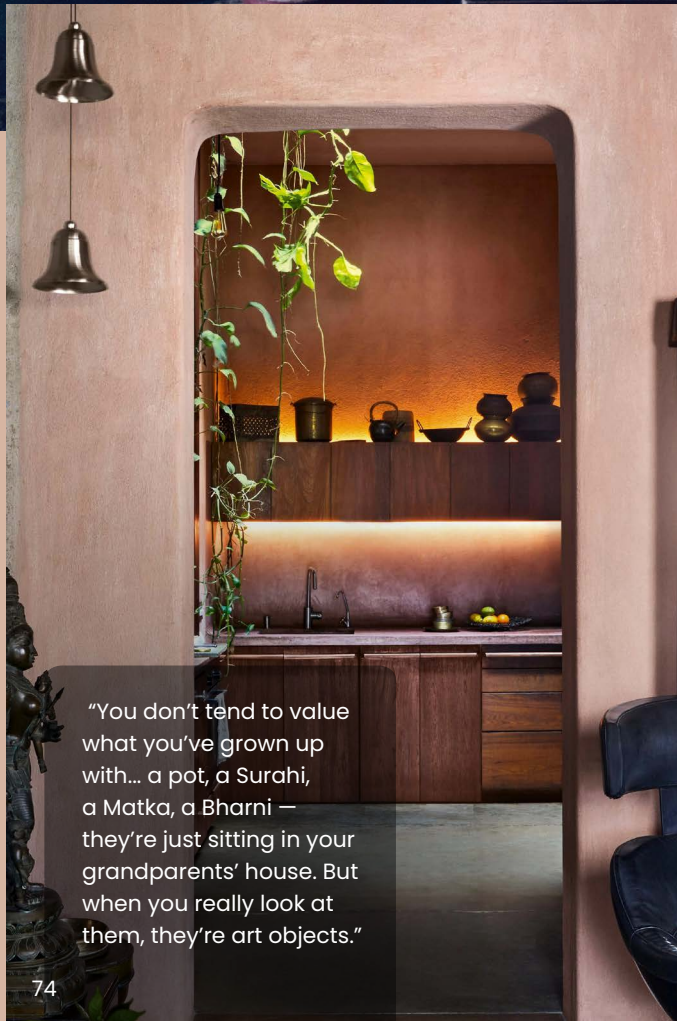
This is a home shaped by feeling, not by trend. Built slowly and with care, it holds warmth in its wood, shine in its brass, and softness in its colours. Everyday objects are treasured, not tucked away – each one telling a quiet story. Nothing is rushed, nothing is forced. It's a space that feels lived in, loved, and completely at ease. Now, the house serves as a beloved private home for a family of five.



"Homes have energy — the more love and care you give, it gives you back.

In Eastern philosophy, there's no concept of 'inanimate'. Everything has a soul. Everything is alive — including homes."





"You don't tend to value what you've grown up with... a pot, a Surahi, a Matka, a Bharni — they're just sitting in your grandparents' house. But when you really look at them, they're art objects."



Key Insights

Styling with Deep Dark Shades

01

Build the home's story over time. Don't rush to finish everything at once.



02

Don't default to white ceilings — go dark if there's enough light.



03

"When I think of colour, I don't separate surface from surface. The floor, the wall, the ceiling — they're all part of one visual experience."

04

Don't over-pattern. Keep prints limited and meaningful.

05

Design organically — let function evolve from what already exists.

06

Avoid absolute or primary colours. Work with natural shades and tones.




How To Style with Deep Dark Shades

Must-try Looks



BIRLA OPUS



Darjeeling tea
BG 6143





BIRLA OPUS




Fur and silk
NN 9301



Colour-Drenched Corners

Paint a corner of a room in a dark shade for a jewel-box effect – cosy, immersive, and dramatic. It is perfect for dining area, powder rooms or reading nooks.

BIRLA OPUS




Masterclass
PP 4222




Dramatize and add flair

Colour blocking as a feature never fails to add flair & brings out a unique personality to a space. It can be done in various styles giving a bland room a fresh & vibrant look instantly.

BIRLA OPUS



Burfi at the wedding
NN 9122



An unusual jasper
YR 2103





BIRLA OPUS

Golconda gold YY 1119

Bread butter sandwich WW 0060




BIRLA OPUS

Slate blue BB 5150

Let the dust settle NN 9394



Use a velvet finish paint

Dark colours look richer and more luxe in smooth velvet finish like Birla Opus One Pure Legend which gives a luxurious finish.

BIRLA OPUS



A handbag blocks a seat
NN 9286



BIRLA OPUS

Turn of the century
NN 9511





BIRLA OPUS

Khaki brown
YR 2126




Layer with texture

Break the heaviness of dark colour with light natural materials like wood, cane, linen and limewash texture.


BIRLA OPUS	
	
Chiffon and pearls NN 9072	Diyas in Breeze RR 3054



BIRLA OPUS




Chiffon and pearls
NN 9072




Tempered skies
BB 5207

BIRLA OPUS




Chiffon and pearls
NN 9072



Damp sandalwood
YY 1111



BIRLA OPUS




Damayanti's dream
NN 9342







BIRLA OPUS



Mehrunnissa's saffron
RR 3029



BIRLA OPUS




Before night comes
BB 5125




Make it a backdrop for colour

Use dark walls as a canvas for bold art, coloured ceramics, or greenery.






BIRLA OPUS




Holy basil
PP 4150



Perfect teeth
WW 0165



BIRLA OPUS



Deep brick red
RR 3078



Walldesign Evergreen Days

Nature meets art! This fern inspired stencil design brings a fresh, organic vibe to your walls.



Wallpaper Heritage Collection

Bring elegance home with this wallpaper with lush blooms, rich colors, and a design that never goes out of style.

Name : Nahliq Trail Navy/Berry
Code : 100033EH





Texture One Timeliss Clay



Bring home nature's intricate lattice work with the delicate texture of Trellis. Be captivated by the beauty of interwoven vines with our Timeless Trellis pattern.

Name : Trellis
Code : NN 9256





BIRLA OPUS

Mysuru silk RR 3174

Still waters NN 9372




BIRLA OPUS

Follow the bread crumbs NN 9015

Sahibs at hunt NN 9044





Shop Products Online

Transform your home in a few clicks with our easy-to-navigate online shop with products available across all categories.

BIRLA OPUS		
		
Taj in the moonlight WW 0037	Chettinad home NN 9020	Basil green GG 7055

Specialised Painting Services with **EMI & Opus Assurance**

Your space makeover, made easy

Book Now

📞 Call 1800 120 1234



No Cost EMI
Starting at ₹ 2,999/month



Competitive and
Transparent Pricing



Free Colour
Consultation



Quality Assured
by Birla Opus



Scan to begin





Paint Selection Guide



INTERIOR PRODUCT RANGE

One Pure Elegance



One Pure Legend



Calista Ever Clear



Calista Ever Wash



Style Color Smart



Features	Resists Furniture Marks, Exceptional Smoothness, 9 years warranty*	Outstanding Crack Bridging, Exceptional Smoothness, 11 years warranty*	99+ Stain Resistance, Long Lasting Shine, 7 Years Warranty*	5000+ Washes, Brighter Finish, 6 Years Warranty*	15% higher coverage, Excellent Washability, 4 years warranty*
Coverage (For 2 coats)	140-160 sq ft/L	140-160 sq ft/L	120-140 sq ft/L	130-150 sq ft/L	120-140 sq ft/L
Available pack size	200ml, 1L, 4L, 10L and 20L	200ml, 1L, 4L, 10L and 20L	1L, 4L, 10L, 20L	1L, 4L, 10L, 20L	1L, 4L, 10L and 20L
Finish	Shine	Shine	Shine	Matt	Matt
Other Variants	One Pure Elegance Shine & One Pure Elegance Matt		Ever Clear Matt	Ever Wash Shine	Style Color Smart Shine

EXTERIOR PRODUCT RANGE

One True Life



One True Look



Calista Neo Star



Style Power Bright



Calista Neo Floor Shade







Features	All Weather Protection, Excellent Colour Fading Resistance, 12 Year Warranty*	Excellent Colour Fading Resistance, Superior Dust Resistance, 9 Year Warranty*	Superior Dust Resistance, Excellent Algal Resistance, 7 year Warranty*, Rich Sheen (only for Neo Star Shine)	Peel-protect technology, Upto 4 years warranty, 1 year anti-algal protection, Superior Brightness	Excellent Adhesion, Vibrant Shades, 2 year warranty*
Coverage (For 2 coats)	50-60 sq ft/L	50-60 sq ft/L	50-60 sq ft/L	50-60 sq ft/L	30-50sq ft/L for 3 coats (Including self-priming coat)
Available pack size	1L, 4L, 10L, 20L	200ml, 1L, 4L, 10L, 20L	1L, 4L, 10L, 20L	1L, 4L, 10L, 20L	1L, 4L
Finish	Rich Sheen	Rich Sheen	Soft Sheen/Matt	Matt	High Sheen
Other Variants	One True Vision	One True Flex	Calista Neo Star Shine	Style Power Bright Shine, Style Power Fit	






METAL & WOOD PRODUCT RANGE

	Sparkle Gloss Enamel	Sparkle Satin Enamel	Sparkle PU Enamel	Covermax Gloss Enamel	Lustre Finish
					
Features	Higher Coverage, Better Hiding, Better Gloss Retention	Ultra Rich Feel, Excellent Coverage, Higher Sheen	Superior Corrosion Resistant, Non Yellowing, Excellent Film Endurance	Better 1st coat opacity, Excellent Flow & Levelling, Superior Brightness	Superior Dana Finish, Better Hiding, Excellent Flow & Levelling
Coverage (For 2 coats)	80 - 100 sq.ft/L	110 - 130 sq.ft/L	80 - 100 sq.ft/L	80 - 100 sq.ft/L	60 - 70 sq.ft/L
Available pack size	50ml, 100ml, 200ml, 500ml, 1L, 4L, 10L and 20L	500ml, 1L, 4L, 10L and 20L	500ml, 1L, 4L, 10L and 20L	500ml, 1L, 4L, 10L and 20L	1L, 4L, 10L and 20L
Finish	Gloss	Satin	Gloss	Gloss	Satin

LUXURY & PREMIUM WOOD PRODUCT RANGE

	Allwood Italian PU	Allwood PU	Allwood PU Color Interior	Allwood PU Color Exterior	Allwood Melamine
					
Features	Excellent Durability, Smooth Finish, High Gloss, Fast Drying	Scratch & Stain Resistance, Smooth Finish, UV Protection	Excellent Durability, Smooth Finish, Enhanced Aesthetics	Excellent Durability, Smooth Finish, Enhanced Aesthetics, UV Protection	Excellent Gloss Retention, Heat Resistant, Stain Resistant
Coverage per coat	80-90 sq.ft / L	80-90 sq.ft / L	80-90 sq.ft / L	80-90 sq.ft / L	80-90 sq.ft / L
Available pack size	Gloss - 1L, 5L, 25L, Matt - 1L, 7.5L, 37.5L	1L, 4L, 20L	0.9/1L, 3.6/4L	0.9/1L, 3.6/4L	1L, 4L, 20L
Finish	Matt & Gloss	Matt & Gloss	Satin & Gloss	Gloss	Matt & Gloss
Variants	Interior & Exterior	Clear - Interior & Exterior	Clear & White - Interior	Gloss 1 & Gloss 2 - Exterior	Clear- Interior

WATER PROOFING PRODUCT RANGE

	Wall n Roof 12	Wall n Roof 10	Wall Fix 4	Total 2K Flex	Total 2K
					
Features	12 years waterproofing warranty on Terrace & upto 14 years on Exterior walls*, Crack bridging upto 3mm	10 years waterproofing warranty on Terrace & upto 11 years on Exterior walls*, Crack bridging upto 2mm	Upto 5 years waterproofing warranty on Exterior walls*, Crack bridging upto 1mm	Upto 5 yrs waterproofing warranty on brick / plaster & 10 yrs on New construction*, Film elongation upto 200%	Upto 3 yrs waterproofing warranty on Brick / plaster & 7 yrs on New construction*, Film elongation upto 100%
Coverage per coat	Terrace: 10 sq ft/L for 3 coats Terrace Parapet: 30 - 35 sq ft/L for 2 coats Fresh Walls: 25 sq ft/L for 2 coats Repainting Walls: 30 - 35 sq ft/L for 1 coat	Terrace: 10 sq ft/L for 3 coats Terrace Parapet: 30 - 35 sq ft/L for 2 coats Fresh Walls: 25 sq ft/L for 2 coats Repainting Walls: 30 - 35 sq ft/L for 1 coat	Fresh Walls: 40 - 45 sq ft/L for 2 coats Repainting Walls: 40 - 45 sq ft/L for 1 coat	5.4 - 6.4 sq ft/Kg/2 coats	7 - 8 sq ft/Kg/2 coats
Available pack size	1, 4, 10, 20Ltrs	1, 4, 10, 20Ltrs	1, 4, 10, 20Ltrs	12kg	3, 15kg

* T&C applicable. Please refer to www.birlaopus.com for more details.



Page 56



Page 20



Page 61



Page 15



Page 78



Page 70



Page 42



Page 37



Page 60



Page 36



Page 15



Page 21



Page 12



Page 41



Page 71



Page 55



Page 79



Page 26



Page 57



Page 33



Page 19



Page 10



Page 17



Page 36



Page 93



Page 14



Page 22



Page 92



Page 79



Page 32



Page 61



Page 81



Page 87



Page 11



Page 58



Page 59



Page 37



Page 39



Page 86



Page 70



Page 18



Page 49



Page 13



Page 48



Page 16



Page 13



Page 20



For more colours scan the QR

Whether you're looking for neutral tones, vibrant hues, or anything in between, there's something here for everyone. Explore more.



Page 11



Page 57



Page 27



Page 18



Page 40



Page 93



Page 70



Page 15



Page 82



Page 26



Page 17



Page 92



Page 48



Page 63



Page 54



Page 65



Page 35



Page 78



Page 81



Page 63



Page 56



Page 61



Page 55



Page 85



Page 88



Page 82



Page 80



Page 48



Page 15



Page 77



Page 57



Page 87



Page 92



Page 22



Page 14



Page 59



Page 40



Page 61



Page 64



Page 77



Page 66



Page 58



Page 44



Page 76



Page 83



Page 79



Page 85



Page 39



Page 48



Page 35



Page 62



Page 60



Page 93



Page 71



Page 33



Page 44



Page 38



Page 49



Page 37



Page 59



Page 92



Page 43



Page 19



Page 37



Page 41



Page 79



Page 83



Page 57

Colour Index

INTRODUCING

BIRLA
opus
ASSURANCE



The First-Of-Its-Kind Assurance
From Birla Opus Paints*

What is Birla Opus Assurance?

Birla Opus products are expertly crafted to give your home a superior look with a flawless finish. Powered by advanced technology, they are designed to keep your home looking beautiful for years to come. We are so confident of our product quality that we are offering Birla Opus Assurance – a first-of-its-kind assurance in the world of paints.

If anything happens to the paint in the first year, we will repaint for free – covering both product and labour costs.

*Substantiated by evaluating our assurance program with other publicly available offerings in the Indian Paints Industry. For details, please visit <https://go.birlaopus.com/Assurance-t&C>

What paint problems does Birla Opus Assurance Cover?

It Covers The

5 Common
Paint

Problems



Dampness



Chalking



Flaking,
blistering
and peeling



Patchiness



Fungal or algal growth

What products are covered under Birla Opus Assurance?

● Interior Paints

● Exterior Paints

● Waterproofing

● Metal Paints (Enamels)

Frequently Asked Questions

Q1 What is the eligibility criteria to get Birla Opus Assurance?

1. Paintable area should be 2000 sq. ft or more.
2. Only Birla Opus products are to be applied.
3. Birla Opus Assurance registration should be done before the painting starts.

Q2 How do register for Birla Opus Assurance?

Visit www.birlaopus.com or call: 1800 120 1234.

Q3 Do I need to choose a Birla Opus contractor to get the Birla Opus Assurance?

No, you can choose any contractor of your choice.
Just ask them to get certified with us before the painting begins.

Q4 Is Birla Opus Assurance the same as the product warranty?

No, Birla Opus Assurance is different from product warranty.
For more details visit www.birlaopus.com or call: 1800 120 1234.

Q5 What products are NOT covered under Birla Opus Assurance?

Distemper, Textures, Wallpapers, Designer Finishes, Wood Finishes.

Disclaimer: Colours printed in the catalogue will vary slightly from actual paint shades. Please confirm your shades against the fan deck.



ADITYA BIRLA
PAINTS

BIRLA
opus
PAINTS

Marketed by:
Grasim Industries Ltd

Regd. Office:
Po-Birlagram Nagda-456331,
District: Ujjain, Madhya Pradesh, India.

For consumer complaints
write to customer care manager at above address

Or call at Tel **1800 120 1234**
or email to opuscare@adityabirla.com

NOT INTENDED FOR SALE



Manufactured on: 09/2025
SKU code : 8990029922044
Net Quantity : 1 Unit

@ birlaopus
www.birlaopus.com