



## Allwood SFX Mother of Pearl Effect

A luxurious, aesthetic finish with a designer touch for your wooden surfaces

### PRODUCT BENEFITS



LONG  
LASTING FINISH



ENHANCED  
AESTHETICS



SMOOTH  
FINISH

### PRODUCT FEATURES



CUSTOMISABLE IN  
ANY SHADE OF  
YOUR CHOICE



TOPCOAT FINISH  
MATT/GLOSS

#### COVERAGE

Over smooth sanded wooden substrate



40-50 sq.ft / L / coat\*

\*Actual coverage may change from the mentioned coverage due to the method of application and surface condition

#### PACK AVAILABILITY

Allwood SFX-Mother of Pearl Effect



1L

### PROCESS TO APPLY

#### SURFACE PREPARATION STEPS



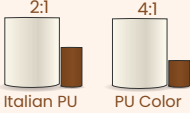



**STEP 1:**  
Sand the wooden surface with sanding paper no. 150, followed by 180 or 220.



**STEP 2:**  
If the surface has any knots, nail marks or dents, use Allwood Wood Filler with a putty knife on the required area. Apply 1-2 coats of Allwood Epoxy Isolant to insulate from oil & resin from the wood.

## APPLICATION SYSTEM AND MIXING DETAILS

APPLICATION STEPS	PRODUCT CODE	MIXING RATIO BASE: HARDENER (BY VOLUME)	ALLWOOD THINNER	% DILUTION (BY VOLUME)	RECOATING PERIOD (HRS.)
STEP-1 1 <sup>ST</sup> COAT OF ALLWOOD ITALIAN WHITE SEALER (BY SPRAY)	950002, 950003, 950004	2:1 	Allwood PU Thinner	30-35%	3-4 Hours
SANDING					
STEP-2 2 <sup>ND</sup> COAT OF ALLWOOD ITALIAN WHITE SEALER (BY SPRAY)	950002, 950003, 950004	2:1 	Allwood PU Thinner	30-35%	3-4 Hours
SANDING					
STEP-3 1 COAT OF ALLWOOD ITALIAN PU MATT OR ALLWOOD PU COLOR SATIN. TINT TO THE SHADE OF YOUR CHOICE. (BY SPRAY)*	950031, 950032 (Italian PU) or 950018 (PU Color)	2:1 Italian PU 4:1 PU Color 	Allwood PU Thinner	30-35%	4-6 Hours (Italian PU) or 8-12 Hours (PU Color)
STEP-4 1 COAT OF ALLWOOD SFX MOTHER OF PEARL (BY SPRAY)*	950050	1:1 	Allwood PU Thinner	20-30%	8-12 Hours
STEP-5 1 COAT OF ALLWOOD PU INTERIOR CLEAR MATT/GLOSS (BY SPRAY)*	950014, 950015	4:1 	Allwood PU Thinner	30-35%	8-12 Hours**

\*Spray gun Nozzle size – 1.8-2mm & Air pressure 36-40 psi

\*\*Buffing: For high gloss surfaces, allow 48-72 Hours before buffing.

## IMPORTANT NOTE

- Allwood PU range of Sealers/Topcoats should be properly stirred and mixed with its respective Hardener and Allwood PU thinner or Allwood Slow Drying PU thinner in the recommended mixing ratio.
- Allwood PU products must not be contaminated with external oil, varnish, or any foreign material.
- After use, container should be tightly closed and stored in dry area to avoid contamination.
- Recommended application conditions are: Temperature 20 - 40°C and 75% relative humidity.
- Viscosity is measured through a ford cup B4 at 30°C temperature.

## ADDITIONAL INFORMATION

### TECHNICAL SPECIFICS / INFORMATION

 <p><b>Drying time:</b> Surface dry time 60 Minutes maximum.</p>	 <p><b>Gloss levels:</b> Matt/Gloss Level minimum (20%/90%) on coated Wooden panel at 60 Gloss Head.</p>	 <p><b>Stability of thinned paint:</b> 3 Hours</p>
 <p><b>Shelf life:</b> 12 Months for base from date of manufacturing, in original tightly closed container at 30°C temperature.</p>	 <p><b>Storage instructions:</b> Always store material away from direct sunlight and extensive heat.</p>	

### POST PAINTING MAINTENANCE

- Masking of adjoining areas should be done with appropriate material so that material is not deposited on the adjoining areas while Spraying / Brushing.
- For removing stains on tiles and metal surfaces, apply good quality cleaner / NC thinner on the surface and clean.
- Remove all dirt from the surface using a clean cloth periodically to avoid dust deposition.

### SAFETY ASPECTS

- For ideal performance, Allwood PU products must be applied at a temperature between 20°C and 40°C and humidity not above 75%
- Do not over-dilute and mix material as per recommendation. Stir well and strain before use.
- Kindly refer to the MSDS for Allwood PU products which gives detailed information on safety measures while using the paint.
- Store the product at dry conditions in well ventilated area and away from source of ignition, heat, and fire
- Use protective equipment like appropriate gloves, safety glasses, solvent face mask while handling the paint.
- Avoid direct paint contact with eye and skin. In cases of accidental contact with eye and skin, splash water & get medical attention at the earliest.
- Do not inhale or consume. In case of inhalation, if you face difficulty in breathing, move to well-ventilated area and breath fresh air. If problem persist, seek medical help immediately.
- Do not dispose the mixed or balance liquid material in open drain or sewage.
- No presence of any added carcinogenic material, lead, mercury or chromium compounds
- Material comes under flammable category. Handle carefully.

The Company is not liable for factors beyond its control such as application during adverse climatic conditions, use of improper application tools/techniques and surface preparation, any structural defects, or inferior quality of materials.

Version No. PF1001/03/2026.

Copyrighted content. All rights reserved.

For further information, please visit [www.birlaopus.com](http://www.birlaopus.com) or call our customer care at 1800-120-1234 or email to [opuscare@adityabirla.com](mailto:opuscare@adityabirla.com)

\*Terms and Conditions Apply. For more details, please refer to the product warranty document