



Product Code: 916008

## EXTERIOR TEXTURES – TR3

### Roller Wall Finish

Birla Opus Prime TR3 Exterior Roller Wall Finish Texture offers exclusive patterns to provide outstanding looks to the exterior surfaces. It also protects the plaster from external weather conditions.

#### PRODUCT FEATURES



##### EXCELLENT WATER REPELLENCY

Ensuring that your exterior walls remain shielded from harsh climatic conditions due to its excellent water repellent property.



##### EXCELLENT PLASTER PROTECTION

Excellent protection to the structure by providing a barrier coat against climatic conditions.



##### OUTSTANDING NAIL HARDNESS PROPERTIES

Outstanding durability due to the hardness of the film preserving its beauty and integrity for years to come.

#### PRODUCT DETAILS

##### AVAILABLE PACKS



25kg

##### COVERAGE

Estimated Coverage

10–12 sq.ft/kg for 1 coat\*\*  
or 0.93–1.1 sq.m/kg for 1 coat\*\*

\*\*Actual coverage may vary from the quoted coverage due to factors such as method and condition of application and surface roughness and porosity. One should ensure coverage is not higher than the one prescribed above for optimal performance.

##### COLOURS AVAILABLE

2000+\*

(\*When applied with Birla Opus Prime Exterior Emulsions)



##### SHELF LIFE



12 months  
from the date  
of manufacture

##### PATTERNS



Cane Weave




Honeycomb



Diagonal



Ripples

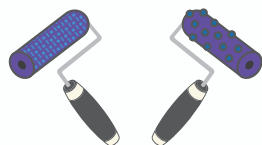


Spring Time

#### DIRECTIONS FOR USE

##### APPLICATION TOOLS

Honeycomb  
or  
Embossed Roller



Putty  
Blade



##### SURFACE PREPARATION



##### 1. Clean and dry the surface

Clean and dry the surface. For best performance, it is recommended to use a jet pressure washer of minimum 160 bar pressure, to ensure complete surface cleanup. On algal/fungal affected areas, post jet wash, ensure cleaning with 10% bleaching powder solution followed by thorough cleaning with potable water.



##### 2. Cracks Filling

Fill cracks using Birla Opus crack fill solutions. Ensure that the painting surface is uniform.

## PAINTING STEPS



01

Apply Birla Opus Prime – Exterior Water Thinnable Primer/equivalent Birla White Primer or Exterior Waterproof Coating/equivalent Birla White waterproofing product as prescribed in the application guidelines.



02

Apply one coat of undiluted Birla Opus Prime **TR3 Exterior Roller Wall Finish Texture** with honeycomb or embossed rubber roller. Maintain uniform thickness of about 1 mm. If required, dilute 25 kg of texture with a maximum of 200 ml of water to achieve a better consistency for application.



04


Apply 2-3 coats of Birla Opus Prime Exterior topcoat with a gap of 4-6 hours after each coat.



03

Ensure Pattern creation completion prior to drying of the surface. It may be required to sprinkle water on the Texture film to create patterns during summers.

## POST PAINTING CARE



For the best paint performance, regularly wash and clean surfaces to remove dust, stagnant materials, and any algae or fungus growth, preferably every six months. Thoroughly clean horizontal surfaces to enhance durability. Ensure there is no stagnant water at any point on any surface.

## PRECAUTIONS

- Do not apply when ambient temperature is less than 10°C or above 40°C or if the temperature might drop to this level within 4 hours of application.
- To avoid water or dew condensation, the temperature of the substrate should be a minimum of 3° C above the dew point of the air temperature and relative humidity measured in the vicinity of the substrate.
- For best performance, ensure that the surface is dry. On the moisture meter it should be in the green zone (below 15). In case it is in the red zone, find out the source of the water and address it before painting.
- The pH of the wall must be below 12.
- Ensure no rain within 7 days of texture application. Incomplete drying may lead to softening of texture and debonding from the substrate.
- Dilute the material up to 200 ml for 25 Kg bag, only when it is necessary to get better consistency.
- Do not apply on chalky / lime washed substrate / powdery substrate or when the wall is wet (except sprinkling during summer).
- Do not apply when humidity is greater than 80%. It may cause prolonged drying time of texture/paint and moisture condensation on the walls.
- For better performance, ensure the substrate is cured for 4 weeks under normal atmospheric conditions(30°C; 50-60% RH) with continuous water curing.
- During summer, whenever the substrate temperature goes more than 45° C, sprinkling of water on the substrate may be required before texture application for better ease of application. But ensure no excess pouring of water on to the surface, which might lead to sagging of texture.
- A primer coat, texture, or only one coat of topcoat should not be kept exposed in monsoon. Complete application before monsoon to be ensured.
- Apply 2 coats of topcoat within 7-8 days of texture application.
- Mix the material in the bag before use.

## SAFETY FEATURES

- For detailed safety instructions on paint handling, refer to the Material Safety Data Sheet (MSDS) which is available upon request.
- The container should be stored in upright position in a cool and dry place which is shaded from sunlight. Ensure the lid is tightly closed when not in use.
- Avoid contact with food items and keep away from children.
- Caution : Swallowing may cause harm. Seek immediate medical attention if it occurs.
- Use eye protection while applying. If eye contact occurs, rinse thoroughly and seek medical guidance.
- If skin comes into contact, wash immediately with soap and abundant water. If irritation persists, seek medical attention.
- Avoid inhaling vapor or spray. Use a nose pad during sanding and surface preparation to avoid dust exposure.
- Dispose off unused paint responsibly. Avoid pouring it into drains or water bodies.
- If spill occurs, use sand or soil to contain it.
- No added lead, mercury or chromium compounds.

## TECHNICAL INFORMATION

Drying time	Overnight
Flash point IS101/1987 Part 1, Sec 6	Water based
Stability of thinned paint	NA

Version No. TR3-1001/05/2024. For more details, kindly contact customer care at 18001201234 or visit [www.birlaopusprime.com](http://www.birlaopusprime.com). Kindly note that this datasheet supersedes all preceding versions.

© Copyrighted content -all rights reserved