



INTERIORS – I50

Premium Emulsion Paint

Birla Opus Prime I50 Interior Premium Emulsion Paint is crafted for interior walls. This high-quality, scrub-resistant interior emulsion ensures both exceptional performance and longevity for your interior surfaces.

PRODUCT FEATURES



EXCELLENT SCRUB RESISTANCE

Exceptional durability against wear and tear ensuring film integrity and long-lasting protection of the walls.



HIGH FUNGAL RESISTANCE

Resists mildew & black fungal/mold growth on surfaces to maintain healthy and aesthetic appearance of the walls.



SPATTER RESISTANCE

Reduce material wastage and simple post-painting cleaning for a more efficient paint application process.



SMOOTHNESS

Achieve a premium, flawless smooth finish and add a touch of sophistication.



WARRANTY*

Long-lasting durability with 5 years assurance against color fading, film flaking and peeling.

PRODUCT DETAILS

AVAILABLE PACKS



COVERAGE

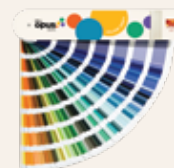
Only on the correctly prepared surface using brush and roller:

130-150 sq.ft/L for 2 coats**

** Actual coverage may vary from the quoted coverage due to factors such as method and condition of application and surface roughness and porosity. One should ensure coverage is not higher than the one prescribed above for optimal performance.

COLOURS AVAILABLE

1600+



FINISH

MATT



DIRECTIONS FOR USE

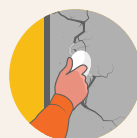
Recommended usage – On fresh or repainted masonry walls

PRE PAINTING STEPS




1. Plaster

New masonry surfaces must be allowed to cure completely for 28 days ensuring they are water cured on daily basis.



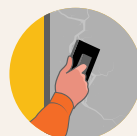
3. Filling of Cracks

To address cracks measuring up to 5mm, use Birla Opus crack fill solutions. For larger cracks, it is recommended to audit it with a structural engineer and get it repaired before painting.



2. Cleaning

Surface should be free from any loose paint dust, or grease. Growth of fungus, algae or moss should be removed by wire brushing and water. When the underlying surface exhibits chalkiness, please use water curing for some time and then apply a layer of Birla Opus Penetrating primer before proceeding to painting steps.



4. Covering of holes and dents

In case of holes and dents use cement Putty or a mix of white cement and fine sand in the ratio 1:3.

Special Instructions for Interior:

For interior surfaces or substrates that are subjected to continuous seepage or dampness, please check the source of leakage or seepage and ensure the same is rectified before application.

PAINTING STEPS



1. Primer Application

For both freshly plastered or repainting surface, apply one coat Birla Opus Prime I10 Interior Water Thinnable wall primer by thinning 1 litre of primer with 1 litre of water and allow it to dry for minimum 4 hours.



3. Primer Application

Apply one coat of Birla Opus Prime I10 Interior Water Thinnable wall primer by thinning 1 litre of primer with 1 litre of water and allow it to dry for minimum 4 hours.



2. Putty Application

Smoothen the surface by filling dents and undulations with thin coat of Birla Opus One Acrylic putty. Allow it to dry for 4-6 hours. Apply two coats of putty for uniform wall. Apply third coat of putty if required. Sand with sandpaper and wipe it.



4. Topcoat Application

Dilute 1 litre of Birla Opus Prime I50 Emulsion Paint with 600-650 ml of water and apply 2-3 coats of topcoat to ensure good hiding. A gap of 4-6 hours to be given after each coat.

POST PAINTING CARE

1

Ensure dusting at regular intervals.

2

While cleaning, wipe gently without intense pressure.

3

Give 2 weeks of drying time post application of paint before wet wiping the wall.

PRECAUTIONS

- Do not apply when ambient temperature might drop to a level below 10°C within 4 hours of application.
- Do not apply when ambient temperature might increase to a level above 45°C within 4 hours of application.
- Do not apply if relative humidity is more than 90%.
- Store the container with the lid tightly closed in an upright position, in a cool, dry place.
- For surfaces having heavy fungal infestation, proper cleaning is mandated.
- Keep the material in closed condition when not in use.
- Diluted Primer should be used within 24 hours of dilution. Accordingly, it is recommended to thin down only the necessary amount of paint. Post 24 hours, thinned primer may be susceptible for microbial attack.
- Do not apply to wet or visibly damp surfaces.

SAFETY FEATURES

- Kindly refer to the MSDS, which gives detailed information on safety measures while handling the paint, which is available on request.
- Store the container with the lid tightly closed in an upright position, in a cool, dry place
- Keep out of reach of children and away from eatables.
- May be harmful if swallowed. In case of ingestion, seek immediate medical attention.
- Wear eye protection during application. In case of contact with eyes, rinse immediately with plenty of water and seek medical advice.
- In case of skin contact, immediately wash skin with soap and plenty of water. Get medical attention if irritation develops or persists.
- Do not breathe vapor or spray. It is recommended to wear suitable nose pad during sanding and surface preparation to avoid dust inhalation.
- Do not pour leftover paint down the drain or in water courses.
- In the event of spills, contain spillage using sand or mud.
- No added Lead, Mercury, or Chromium compounds.
- Left-over paint/drums should not be disposed in soil/drains. Consumers should consult a local recycling agency for proper disposal of paint/drums.

TECHNICAL DATA

Shelf Life	36 months from the date of manufacturing
Drying time	Surface dry time 30 minutes*
Recoating time	4-6 hours*
Shelf life of thinned paint	To be used within 24 hours

*May vary according to temperature & humidity

Version No. I50-1002/03/2024 *T&C Apply. For more details visit www.birlaopusprime.com. Please refer to the product warranty document for further details. Kindly note that this datasheet supersedes all preceding versions.